



PARKER-VARNEY


SCHOOL IMPROVEMENT PLAN

2007-2009




SCHOOL GOAL

- LANGUAGE ARTS-To increase the number of students scoring in Proficient with Distinction and Proficient on the NECAP from 46% to 66% over a two year period



SCHOOL GOAL

- MATHEMATICS-To increase the number of students scoring in Proficient with Distinction and Proficient from 30% to 60% over a two year period



PROPOSED ACTIVITIES




- Provide clear guidelines to all teachers for amount of instructional time for language arts (2 hours daily) and for math (1 hour in addition to Calendar Math daily)




PROPOSED ACTIVITIES

- Schedule common planning time
- Teachers will collaborate between grade levels and across grade levels
- Teachers will have daily guided reading groups for all students K-5




PROPOSED ACTIVITIES

- Implement a systematic and sequential phonics program in grades K-1 with ongoing professional development
- Increase non-fiction reading and writing instruction to 50 % K-5



PROPOSED ACTIVITES


- Increase the use of written responses for diagnostic information across the curriculum
- Provide additional instructional resources for staff K-5
- All teachers will demonstrate high expectations for all students



PROPOSED ACTIVITIES

- Assist teachers in using data to drive instruction
- Provide professional development to assist writing process, writing rubrics, guided reading, teaching math, and integrating curriculum
- Provide new teachers with a peer mentor






Local Elementary Reading Benchmark Assessments

	Level 1	Level 2	Level 3	Level 4	% of Proficient Students	Percentage of Growth
June 2007		38%	14%	48%	62%	
November 2007	25%	9%	10%	56%	66%	+4%



**1st Trimester Math Data
Nov. 06 vs. Nov. 07**



	Average Scores			
	November 06		November 07	
Grade 1	17.3	69%	20.3	81%
Grade 2	17.0	68%	19.8	79%
Grade 3	15.7	63%	16.6	66%
Grade 4	16.4	66%	16.0	64%
Grade 5	14.9	60%	16.2	65%
School Average	16.3	65%	17.8	71%
District Average	16.4	66%	18.3	73%

Proficiency Levels	# of students	% of students
L1 Substantially Below Proficient	103	18%
L2 Partially Proficient	66	16%
L3 Proficient	157	39%
L4 Proficient w/ Distinction	77	19%



Total # of Students	403	
Proficient or Above (L3 & L4)	234	58%
Partially Proficient or Below	169	42%